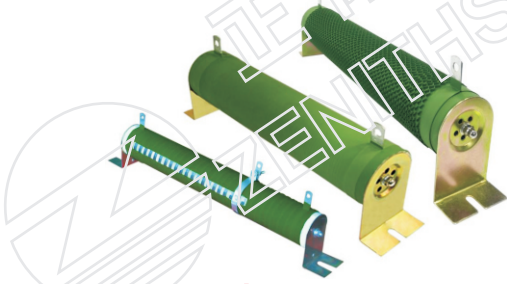


大功率绕线电阻(High Power Wire Wound Resistors)DDR/DNR, DQR/DQN, DSR 15W-20KW

大功率、高稳定、散热快,测试负载性价比非常高的一款产品

High Power,High Stability,fast Heat Dissipation, cost-effective ,best choice for Testing & Loading



■ 结构 (Structure)

- 1.采用绝缘耐高温陶瓷管作为电阻基体，选用高级优质合金丝均匀绕制，外部涂覆不燃性绝缘散热油漆加以防护，使电阻具有更好的外观及散热效果，待自然阴干后再以不同程度的温度烧烤而成。

The high temperature resistance ceramic tube is used as the resistance matrix, is wound with chromium alloy wire, then coated with high temperature & non-flammable resin for protection to let resistors with better appearance and heat dissipation effect, after natural drying, baking at different temperatures before assembly.

- 2.可依客户需要做成不同的安装方式，一支电阻可以实现多个阻值，可以做无感或可调方式。
Different assembly & fitting available; Single unit with multi-resistance/ Multi-terminals also available; Non-inductive & variable type on requests;
- 3.由于安装方式灵活，经常用来组装成大功率电阻箱或电阻柜，是负载测试的理想电子元件。
Ideal electronic component to be assembled inside high-power load bank for testing for flexible installation mode.

■ 特点(Features)

- 1.根据使用场合的不同和人们的习惯不同，又叫做陶瓷绕线电阻、瓷管电阻、大功率电阻、纹波电阻、刹车电阻、制动电阻、波纹电阻、充电电阻、放电电阻、泄放电阻、限流电阻、老化电阻或负载电阻。

In different applications, called ceramic wirewound resistors, ceramic tube resistors, high power resistors, ripple resistors, braking resistors, braking resistors, charge resistors, discharge resistors, dump load resistors, current limiting resistors, burn-in resistors or load resistors, ect.

- 2.功率等级:15W-20KW

Power Range: 15W ~20KW

- 3.具有大功率、耐冲击、快散热、高稳定、寿命长、交期快等特点
High power, shock resistance, fast heat dissipation, high stability, long life & fast delivery .

- 4.引出端采用端片式引出。

Taps/Terminals leading out for bolts/wire connection .

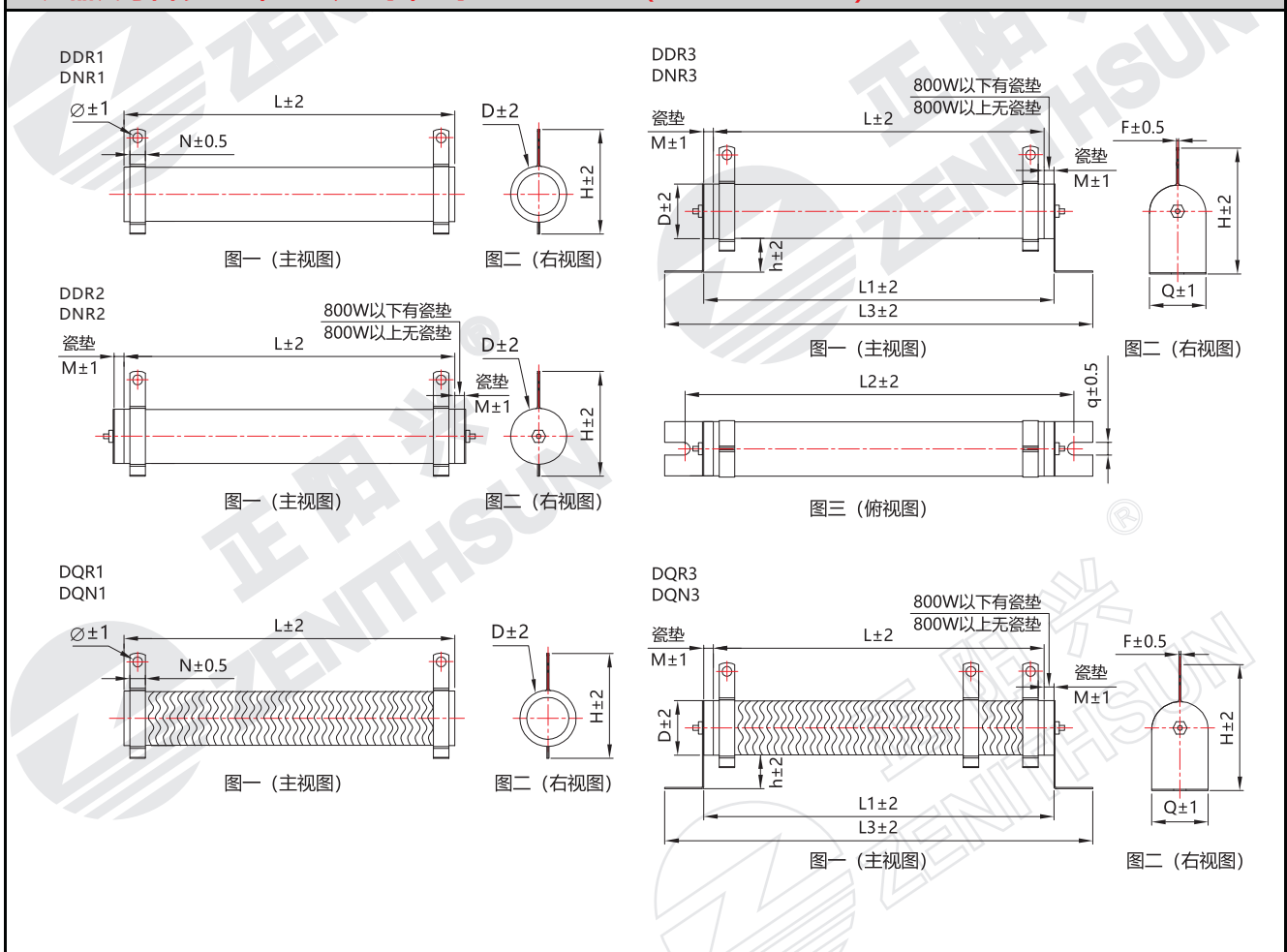
■ 适用范围 (Application)

深圳市正阳兴电子的系列绕线电阻生产周期为2-3周，广泛用于变频器、电梯、起重、船舶、电力、焊接、电源、军工、航空、风力发电、太阳能发电、发电机测试负载、自动化设备、铁路系统等行业。

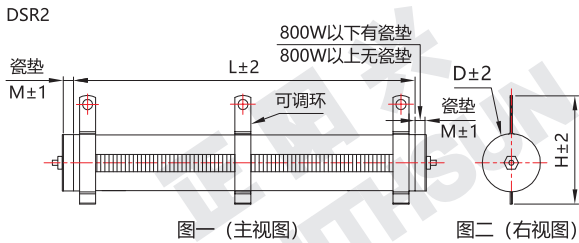
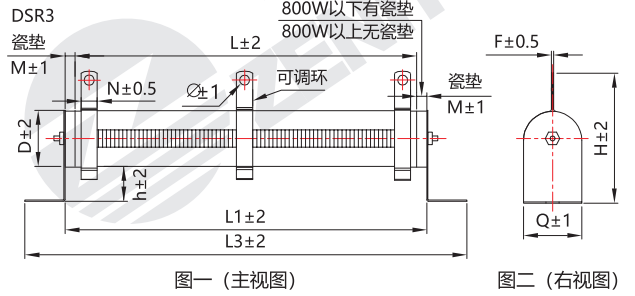
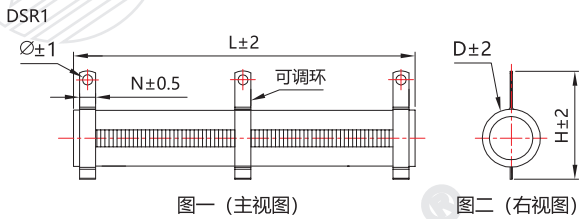
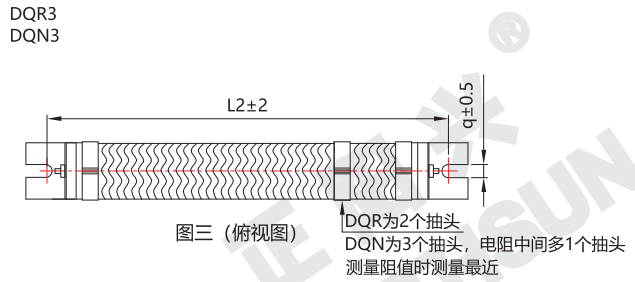
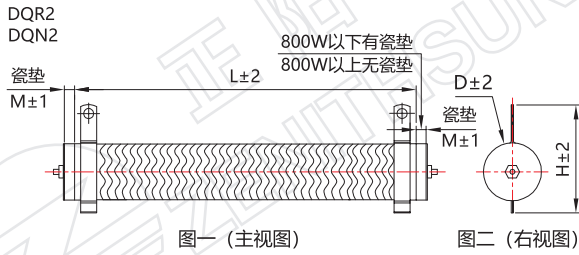
Production Time : 2-3 weeks .

Widely used in frequency converter, elevator, hoisting, ship, electric power, welding, power supply, military industry, aviation, wind power generation, solar power generation, generator test load, automation equipment, railway system and other industries .

■ 产品尺寸图表DDR/DNR, DQR/DQN 15W-20KW (Dimension Chart)



产品尺寸图表DQR/DQN、DSR 15W-20KW (Dimension Chart)



功率 Power	阻值范围 Resistance Range	精度 Tolerance	温度系数 T.C.R	尺寸 Dimensions(mm)													净重(kg) N.W
				D	L	L1	L2	L3	H	h	N	Φ	q	Q	M	F	
15W	0.5Ω-3KΩ	K(±10%) J(±5%) G(±2%) F(±1%)	±200PPM	15	45	52	66	85	40	/	6	3.3	4.5	15	3.5	1	0.05
20W	0.5Ω-3KΩ			15	50	57	71	90	40	/	6	3.3	4.5	15	3.5	1	0.05
25W	0.5Ω-3KΩ			20	50	60	80	100	50	/	6	3.3	5	20	5	1	0.06
30W	0.5Ω-3.3KΩ			20	70	80	100	120	50	/	6	3.3	5	20	5	1	0.07
40W	0.5Ω-4.7KΩ			20	87	97	115	137	50	/	6	3.3	5	20	5	1	0.08
50W	1.5Ω-5.1KΩ			28	90	101	122	143	68	/	8	5	6	28	5.5	1	0.14
80W	1.5Ω-6.8KΩ			28	140	151	172	193	68	/	8	5	6	28	5.5	1	0.15
100W	2.2Ω-6.8KΩ			28	170	181	202	223	68	/	8	5	6	28	5.5	1	0.16
150W	3.3Ω-15KΩ			28	215	226	247	268	68	/	8	5	6	28	5.5	1	0.19
200W	4.7Ω-22KΩ			28	267	278	299	320	68	/	8	5	6	28	5.5	1	0.22
250W	4.7Ω-22KΩ	28	267	278	299	320	68	/	8	5	6	28	5.5	1	0.22		
300W	4.7Ω-33KΩ	40	267	279	305	343	87	/	10	5.5	6	40	6	1.3	0.60		
400W	4.7Ω-33KΩ	40	330	342	367	406	87	/	10	5.5	6	40	6	1.3	0.70		
500W	4.7Ω-33KΩ	50	300	317	340	385	98	25	10	5.5	8	50	8.5	1.3	0.90		
600W	5.1Ω-47KΩ	50	330	347	370	415	98	25	10	5.5	8	50	8.5	1.3	1.00		
750W	5.1Ω-51KΩ	50	400	417	440	485	98	25	10	5.5	8	50	8.5	1.3	1.20		
800W	5.1Ω-51KΩ	70	/	300	331	362	135	25	15	6	8	70	/	1.7	1.60		
1KW	5.1Ω-51KΩ	70	/	300	331	362	135	25	15	6	8	70	/	1.7	1.60		
1500W	5.1Ω-68KΩ	70	/	415	446	477	135	25	15	6	8	70	/	1.7	2.00		
2KW	5.1Ω-68KΩ	70	/	510	541	572	135	25	15	6	8	70	/	1.7	2.80		
2500W	5.1Ω-68KΩ	70	/	600	631	662	135	25	15	6	8	70	/	1.7	3.20		
3KW	5.1Ω-68KΩ	70	/	600	631	662	135	25	15	6	8	70	/	1.7	3.20		
4KW	5.1Ω-15KΩ	100	/	430	468	521	155	18	15	8	8	100	/	2.2	4.30		
5KW	5.1Ω-15KΩ	100	/	500	538	591	155	18	15	8	8	100	/	2.2	5.00		
6KW	5.1Ω-15KΩ	100	/	600	638	691	155	18	15	8	8	100	/	2.2	6.00		
10KW	5.1Ω-15KΩ	150	/	600	640	720	260	30	20	8	10	150	/	2.2	13.50		
12KW	5.1Ω-15KΩ	150	/	660	700	780	260	30	20	8	10	150	/	2.2	15.00		
15KW	5.1Ω-15KΩ	150	/	660	700	780	260	30	20	8	10	150	/	2.2	15.00		
20KW	5.1Ω-15KΩ	150	/	1000	1040	1120	260	30	20	8	10	150	/	2.2	22.00		

定货示例 (How to order)

DQR3	2500W	100R	J
↓	↓	↓	↓
型号 Type	功率 Power	标称阻值 Nominal value	精度 (K:±10%, J:±5%, G:±2%, F:±1%) Tolerance (K:±10%, J:±5%, G:±2%, F:±1%)

■ 绕线电阻性能实验参数 (Performance Characteristics)		
项目 Test	试验条件 Conditions of Test	性能要求 Testing Results
电阻值容许误差 Resistance Tolerance	测试电压≤3V,环境温度25℃ Testing Voltage ≤3V, Ambient Temperature 25℃	F--G--J--K
温度系数 T.C.R	$\frac{R1-R0}{R0(T1-T0)} \times 10^6 \text{ (PPM/}^\circ\text{C)}$ R0:常温(T0)下阻值 R0:Room Temperature(T0)Resistance R1:常温T0+100℃(T1)下阻值 R1:Room Temperature T0+100℃(T1)Resistance	±200PPM~ ±400PPM
额定负荷 Rated Load	40℃额定电压, 1小时 40℃, rated voltage, 1 hour	$\Delta R \leq \pm(3\%R + 0.1\Omega)$
短时间过负荷 Short Time Overload	5倍额定功率, 10秒钟; 10倍额定功率 5秒; 25倍额定功率 1秒 5 times rated power for 10s; 10 times rated power for 5s; 25 times rated power for 1s	$\Delta R \leq \pm(2\%R + 0.1\Omega)$
引出端对地绝缘耐压 Dielectric Withstand Voltage	1KV-10KV Vac 60秒,漏电流2.5mA 1KV-10KV Vac 60s, leakage current 2.5mA	$\Delta R \leq \pm(0.1\%R + 0.05\Omega)$
绝缘电阻值 Insulation Resistance	1000Vdc	50~1000MΩ, 1Min
引出端强度 Terminal Tensile Strength	40N	无脱落 No off
耐振性 Vibration resistance	1.5mm, 10-55-10Hz, 分别2小时 1.5mm, 10-55-10Hz, each 2hours	无破损, 无脱落 No damage, No off
室温耐久性 Load Life	额定电压, 通电90分钟, 停30分钟, 共500小时 At rated voltage, 90 min "On", 30 min "Off", total 500hours	$\Delta R \leq \pm(3\%R + 0.1\Omega)$
耐低温试验 Low Temp. Resistance	产品在-55℃±2℃环境条件下储存16H Store at -55℃±2℃ for 16h	$\Delta R \leq \pm(1\%R + 0.1\Omega)$
耐高温试验 High Temp. Resistance	产品在70℃±2℃环境条件下储存16H Store at 70℃±2℃ for 16h	$\Delta R \leq \pm(1\%R + 0.1\Omega)$
不燃性 Non-flammability	10倍额定功率, 通电5分钟 10 times rated power, power on for 5Min	允许开路, 但不燃烧 Without combustion

■ 绕线电阻降功耗曲线图 (Derating Curve)

